



eye-share

Smart Reportings

Siang Yong, Lim

Regional Manager, Asia



Welcome to eye-share Capture

Intelligent data capture

Interpreted documents

Year to date

[Details](#)



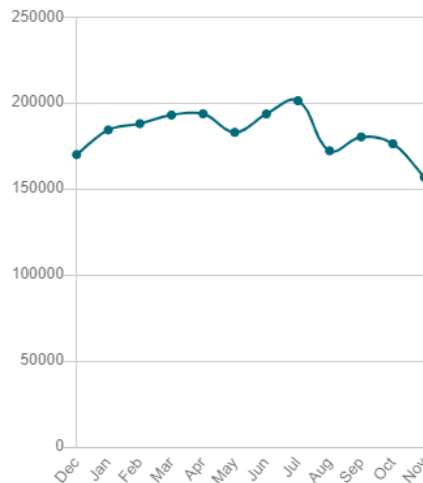
2 021 681

of 2 613 560



59%

Decrease this week



Average processing time

Last 30 days

[Details](#)



19 hrs 9 minutes



12%

Increase this week



Transfers without changes in v...

Last 30 days

[Details](#)



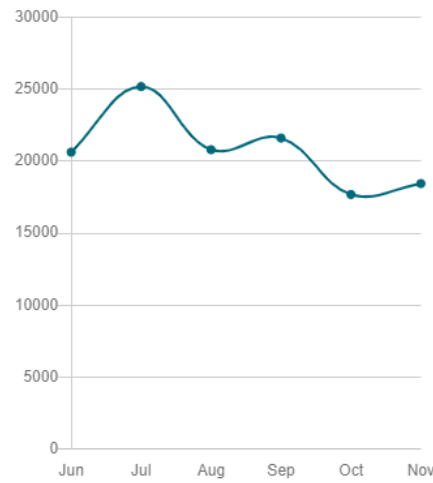
18.18%

Pattern performance



51%

Decrease this week



Reports - ES Capture

1. Interpreted documents	Total number of documents that were interpreted during the selected period.
2. Average processing time	Report shows average time from the moment when document was uploaded till it was transferred.
3. No. Of documents autosent by pattern	Report shows the 100 most used patterns in the selected period with which documents were sent automatically, without user interference.
4. Profile performance	Report shows the accuracy of interpreted documents by field in each profile for the selected period
5. Pattern Performance	Report shows the accuracy of interpreted documents by field in each pattern.
6. Documents per user	Report shows total count of documents that were transferred by user and completed.
7. Imported and transferred documents	Report shows total count of imported and transferred documents for selected period.

Standard Reports - Workflow

Users and access

User changes

Access changes

Mandate changes

User mandates

Mandates - effect

User access

User changes

Name
Ingebeth Himle (ir
Ingebeth Himle (ir
Kenneth Sætre (ke

Invoice

Processing

Invoice processing time

Percentage approved by approval time limit

Invoice transferred before due date

Invoice approval time by user

Invoice final approved before due date

Invoice approval time

Change of approver

Line based autocoding discarded

Send back

Forwarding

Invoices changed after approval

Analytics

Invoice types percentage

Invoice missing supplier on import

Invoice aging

Recurring invoices

Invoices by amount

Automation

Invoice automatic workflow on import

Automatically approved by invoice agreement

Automatic workflow

Invoice automation score

Purchase invoice

Match percentage for purchase invoice

Purchase invoice match by supplier



eye-share

Demo Time



eye-share

Reporting and analysis capabilities

We've taken another look at the drawing board and want to share our current opportunities and what we're thinking about going forward. We'll share tips and tricks and want your honest feedback on the way forward.

A photograph of the Aurora Borealis (Northern Lights) in shades of green and blue, swirling across a dark night sky above a silhouetted landscape.

Agenda

- Ambition
- Data platform
- Where are we today?
- Where do we want to go?

Ambition

Make reporting a strategic advantage—
driving insight, guiding decisions, and
unlocking new knowledge through trusted
data and AI.



Data foundation for reporting, analysis, and AI

eye-share
Portal

eye-share
Workflow

eye-share
Capture

Data platform

- Custom platform
- Databricks
- Snowflake

We want to choose or build a platform for AI/machine learning, insights, and reporting.

Figure 1: Magic Quadrant for Data Science and Machine Learning Platforms



What do we have
today?

What do we have today?

- Data source – Azure SQL, export
- Presentation layer is PowerBI
- Integration dimensions are included in A-integrations
- Customization of data foundation per customer
- Selection of reports in Workflow, Capture and Portal

- Advanced visualization and analysis capabilities
- Faster and easier prototyping and report development for Power BI reports
- Customers can customize reports according to their own needs
- Sharing reports and integrating with other Microsoft tools is seamless

What do we have today?

⏪ Spend Analysis - Invoice Overview

Average invoice amount (NOK)

748,651

Total invoice amount (NOK)

16,331,811,449

Number of Invoices

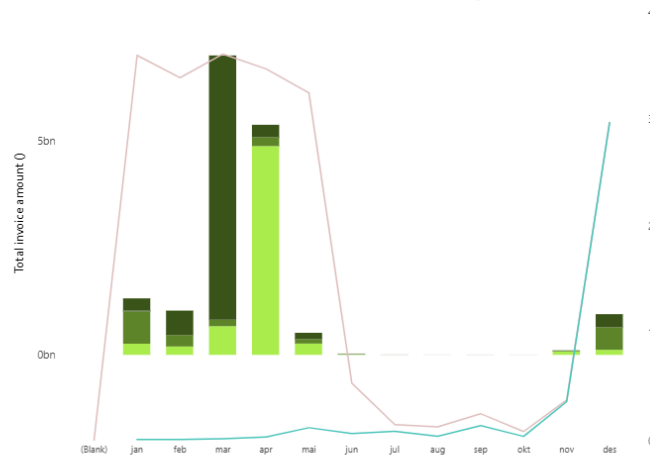
21,815

Avg Approval Days

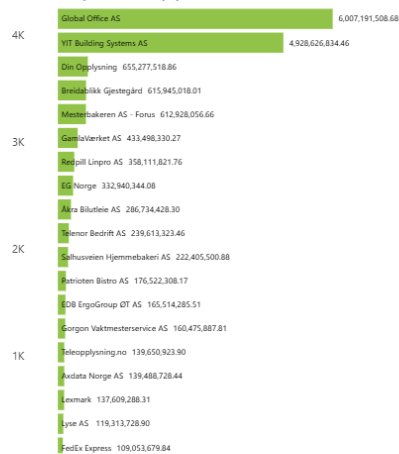
4.8

Source and number of invoices this year and last year

● (Blank) ● einvoic... ● einvoic... ● einvoic... ● internal... ● intern... ● intern... ● interpr... ● No of Inv ● No of I...

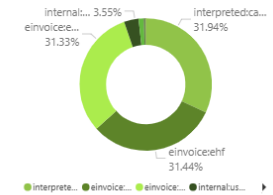


Top 25 Suppliers (Amount in NOK)

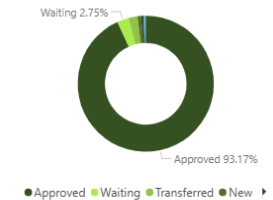


→ Drill to details

Source Distribution



Invoice State



What do we want
and why?

Reporting in eye-share suite

Reporting in eye-share suite

Availability

Available to all customers in Eye-share. Consistent user experience and visual design.

Security and access control: report content and available reports can be managed with granular permissions.

Available reports are based on the modules the customer has.

Reporting in eye-share suite

Availability

Available to all customers in Eye-share. Consistent user experience and visual design.

Security and access control: report content and available reports can be managed with granular permissions.

Available reports are based on the modules the customer has.

Maintenance

Simpler maintenance, improvements, and changes do not require the customer to update their Power BI version additionally

No need for us to develop and maintain the same report in two places

Deployment to our customers follows a standardized process

Reporting in eye-share suite

Availability

Available to all customers in Eye-share. Consistent user experience and visual design.

Security and access control: report content and available reports can be managed with granular permissions.

Available reports are based on the modules the customer has.

Maintenance

Simpler maintenance, improvements, and changes do not require the customer to update their Power BI version additionally

No need for us to develop and maintain the same report in two places

Deployment to our customers follows a standardized process

Technical aspects

Better opportunities for optimization and caching

Language support equivalent to the rest of the product

All underlying technical mechanisms are available when developing reports

Goal



Make reporting a strategic advantage

for everybody

Reporting in Power BI

Still available in 2025



Spend Analysis - Invoice Overview

Average invoice amount (NOK)

874,892

Total invoice amount (NOK)

15,258,116,373

Number of Invoices

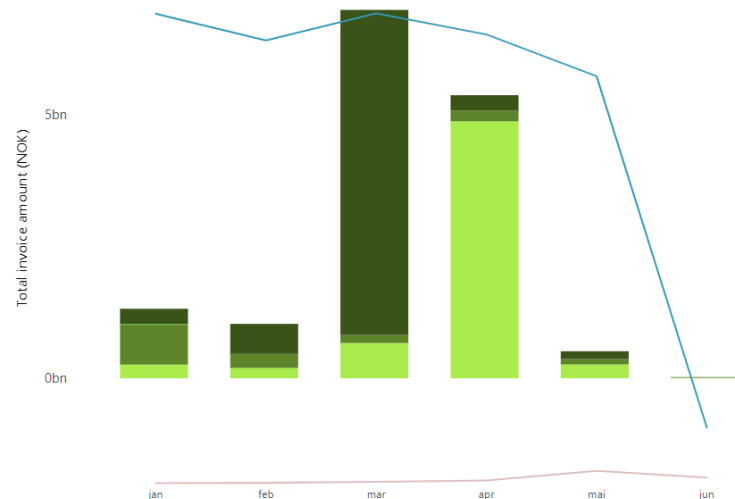
17,440

Avg Approval Days

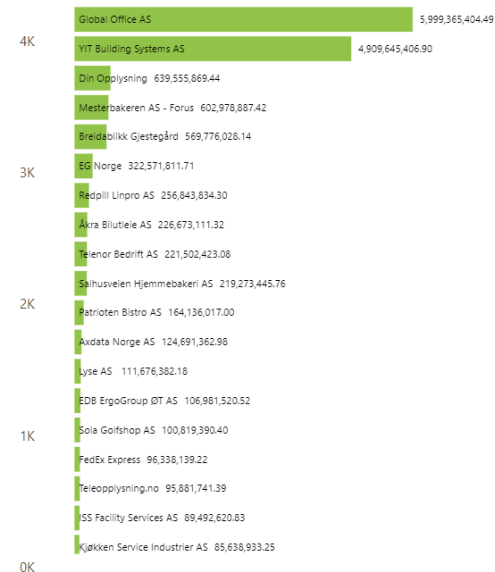
4.4

Source and number of invoices this year and last year

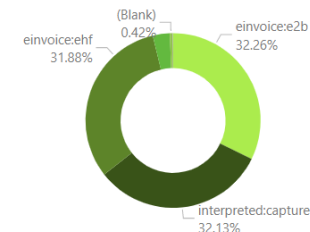
● (Blank) ● einvoic... ● einvoic... ● einvoic... ● internal:... ● intern... ● intern... ● interpr... ● No of Inv ● No of I...



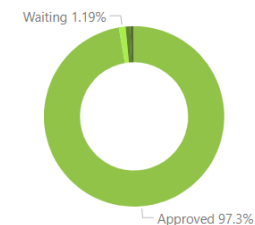
Top 25 Suppliers (Amount in NOK)

[→ Drill to details](#)

Source Distribution



Invoice State



Select Year

Select Month

Select Supplier

Select Department

Select Company

2019

2020

2021

jan

feb

mar

apr

mai

jun

jul

aug

sep

okt

nov

des

Search



All

ESN



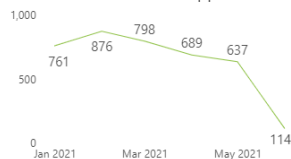
Process Quality

Supplier set on import

73.4 % !
Goal: 98 % (-25.14%)

13565
Docs with supplier set
17440
Total Documents

Invoices without Supplier set



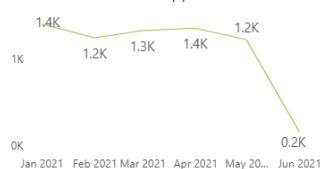
Redpill Linpro AS	292
Sola Golfshop AS	175
ISS Facility Services AS	157
Åkra Bilutleie AS	155
Mesterbakeren AS - Forum	143
YIT Building Systems AS	142
Din Opplysning	141
GamlaVærket AS	140
FedEx Express	139
Gorgon Vaktmesterservice AS	139
EG Norge	138

Approved on Time

58.7 % !
Goal: 95.0 % (-38.24%)

10483
Approved in time
17183
Total approvals

Overdue approvals



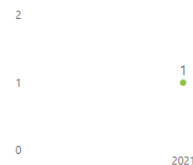
Eva Michaelsen	6681
Trine Osmundsen	8
Anastasia Ollestad	5
Anastasia Test	1
Approver Approver	1
Ola Nordmann	1
sergii gmail	1
Sergii Knyr	1
Trine Testing	1

Valid currency code on import

100.0 % ✓
Goal: 95.0 % (+5.0 %)

17439
Valid ccy code on import
17440
Total Documents

Invalid currency codes



Axdata Norge AS

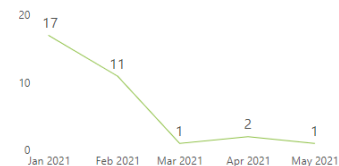
1

Transferred in time

100.0 % ✓
Goal: 80.0 % (+25%)

96
Transferred in Time
123
Total Transferred

Invoices transferred overdue



Axdata Norge AS	10
Komplett Services AS	5
Dolly Dimples Drift AS	4
Sola Golfshop AS	3
Elektrogrossisten Sar AS	2
Fjetland Skiltedesign AS	2
Åkra Bilutleie AS	1
Dangaard Telecom Norway AS	1
Dataplan IT-Partner AS	1
DHL Express AS	1
Kokkene Kommer AS	1

Select Year

2019

2020

2021

Select Month

jan

feb

mar

apr

mai

jun

jul

aug

sep

okt

nov

des

Select Supplier

Select Department

Select Company



Organization

Import to Start approval

Start approval to Approved

Final approval to Transferred

Total processing time

Base Currency

1

4


5

11

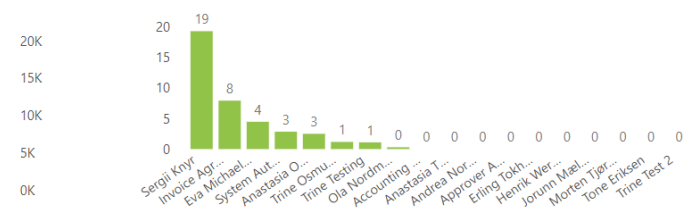
NOK

Currency Distribution

● Inv Base Amt ● Inv Amt ● No of Inv

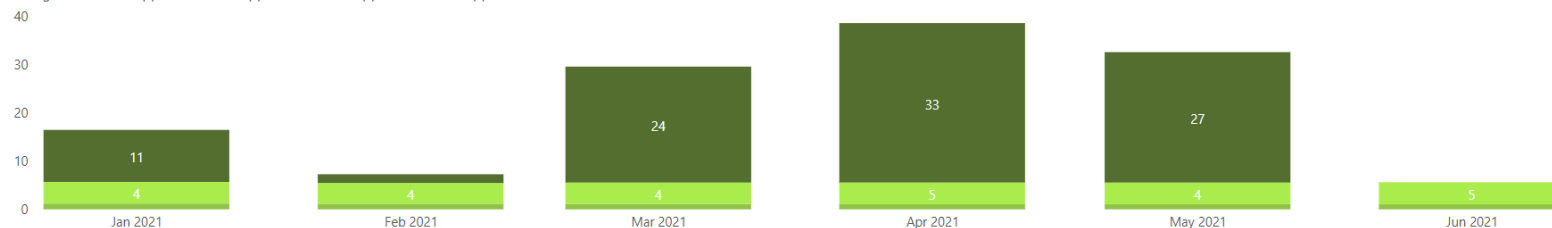


Final Approver - Start Approval to Final



Processing time

● RegDate to StartApproval ● StartApproval to Final Approval ● Final Approval to Transfer



Select Year

Select Month

Select Supplier

Select Department

Select Company

2019

2020

2021

jan

feb

mar

apr

mai

jun

jul

aug

sep

okt

nov

des

Search



All

ESN



eye-share



Purchase order invoices

PO share of total

100.0 %

Goal: 60 % (+40.0 %)

PO Match on import

37.5 %

Goal: 80.0 % (-53.13%)

Purchase order invoices share

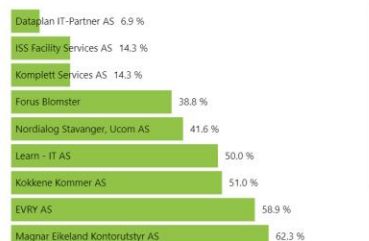


Suppliers without PO invoice...



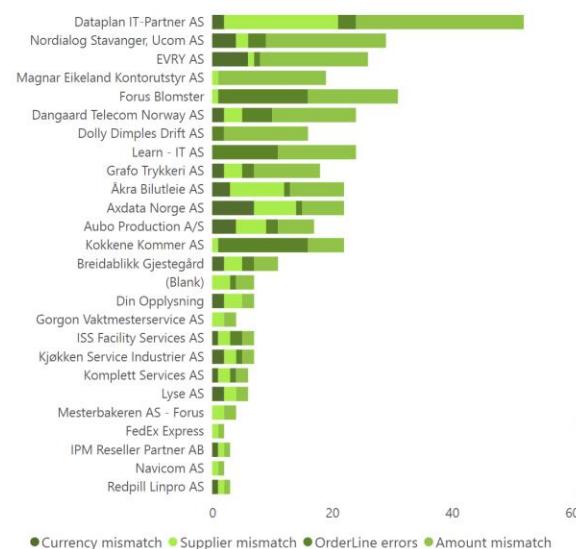
→ Drill to details

Purchase Order match share



→ Drill to details

Purchase order invoices with No match



● Currency mismatch ● Supplier mismatch ● OrderLine errors ● Amount mismatch

→ Drill to details

Select Year

2021

2022

2023

Select Month

jan

feb

mar

apr

mai

jun

jul

aug

sep

okt

nov

des

Select Supplier

Select Department

All

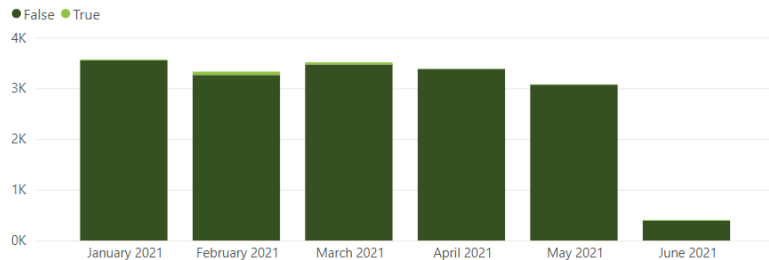
Select Company

ESN

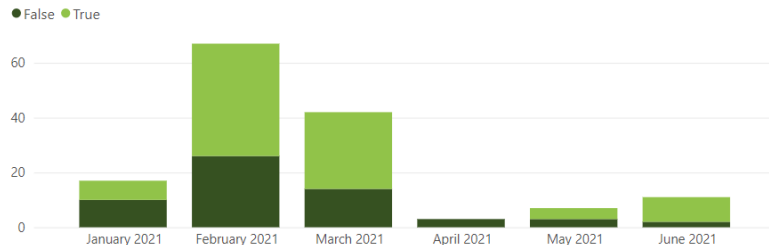


Auto coding

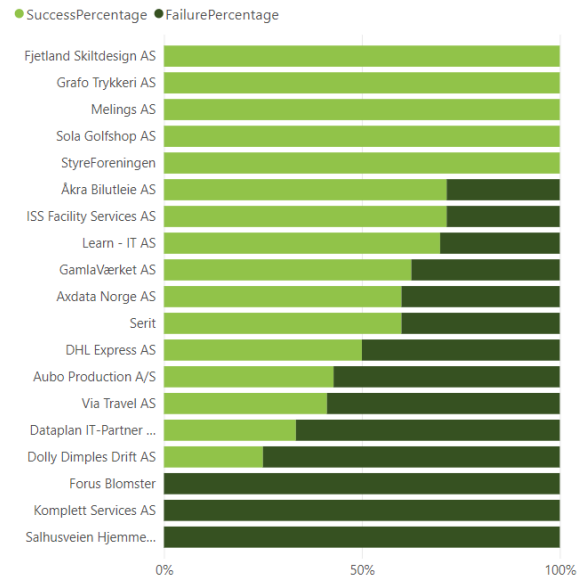
Auto coding suggested



Auto coding success when suggested



Auto coding success by supplier



Select Year

2019 2020 2021

Select Month

jan feb mar apr mai jun jul aug sep okt nov des

Select Supplier

Search

Select Department

All

Select Company

ESN

PO Spend analysis

Total PO amount in base currency (NOK)

883,620,630.81

Total PO amount ()

883,550,940.52

Number of purchases

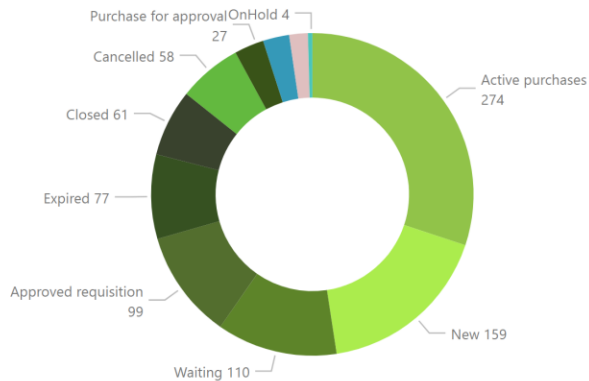
910

Select currency

PO per status

STATUS

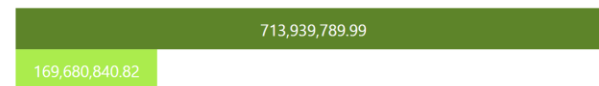
- ☐ Select all
- ☐ Active purchases
- ☐ Approved
- ☐ Approved requisition
- ☐ Awaiting orders (splitt...
- ☐ Cancelled
- ☐ Closed
- ☐ Expired
- ☐ New
- ☐ OnHold
- ☐ Purchase for approval
- ☐ Waiting



→ Drill to purchase details

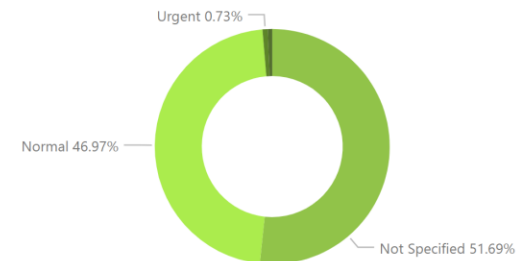
Total committed vs invoiced (NOK)

Committed Invoiced



PO per priority

Not Specified
Normal
Urgent
Critical



→ Drill to purchase details

Select year

Select month

Select project

Select department

Select company

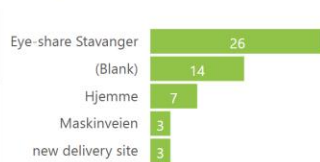
PO Overview

Purchase per delivery site

Sorted by PO amount (NOK)



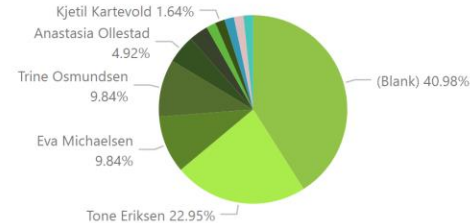
Sorted by number of POs



→ Drill to purchase details

POs per top 10 requisitioner

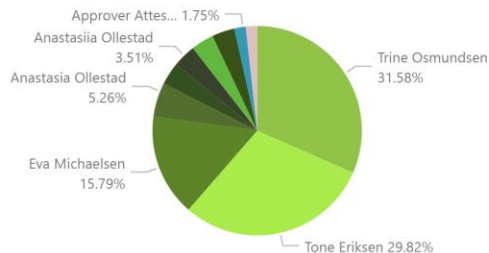
- (Blank)
- Tone Eriksen
- Eva Michaelsen
- Trine Osmundsen
- Anastasia Ollestad
- Eva S Michaelsen
- Anastasia Test



→ Drill to purchase details

POs per top 10 purchaser

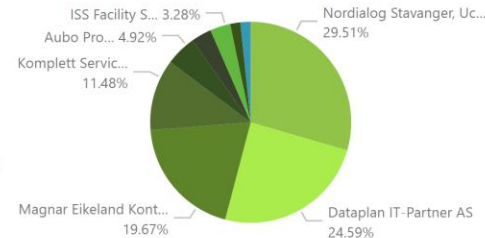
- Trine Osmundsen
- Tone Eriksen
- Eva Michaelsen
- Anastasia Ollestad
- Anastasia Test
- Anastasiia Ollestad
- Eva S Michaelsen
- Trine Test



→ Drill to purchase details

POs per top 10 supplier

- Nordialog Stavanger, Uco...
- Dataplan IT-Partner AS
- Magnar Eikeland Kontoru...
- Komplett Services AS
- Aubo Production A/S
- Dangaard Telecom Norwa...
- ISS Facility Services AS



→ Drill to purchase details

Select year

2021 2022 2023

Select month

jan feb mar apr mai jun jul aug sep okt nov des

Select project

Search

Select department

Search

Select company

ESN

Analysis –
created by Eye-share
per customer

~20 types of report analysis from your database

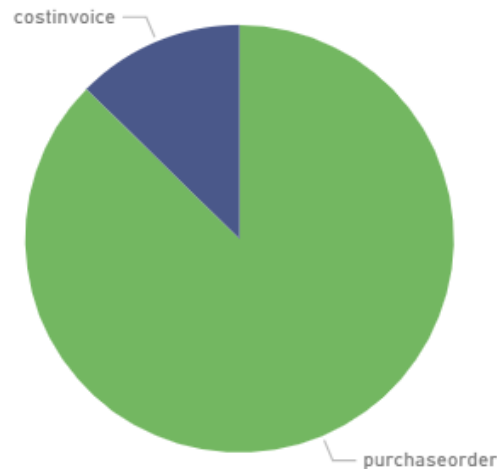
Pages		«	
	01. Doctypes		11. InvoicesPerSupplier
	01. Doctypes per month		12. AgreementApproved
	02. Source		13. Tags
	02. Source per month		13. Tags per month
	03. Start approval		14. HoursFirstApproval
	04. Number of lines		15. HoursFinalApproval
	04. Number of lines per month		16. SupplierSetOnImport
	05. DaysToFinalApproved		17. Number of lines when starting
	06. Transferred overdue		18. CodingtemplateUsage
	06. Transferred overdue per month		19. ApprovalTemplateUsage
	07. ForeignCurrencies		20.StateAfterApproval
	07. ForeignCurrencies per month		
	08. Approver		
	09. Approvers per doctype		
	09. Approvers per doctype per month		
	10. Transferrer		

Document types (2023-2025)

- ✓ About 12,65% are cost invoices

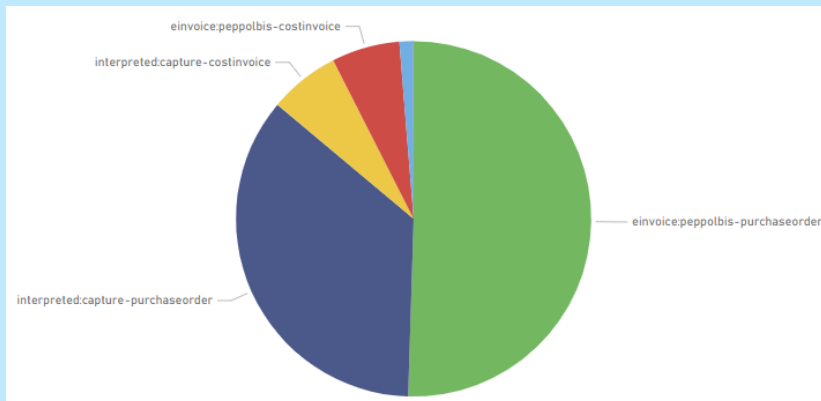
CompanyCode	costinvoice	purchaseorder
E	24	
E	12532	90998
M	59	2
M	9	
M		2
M	873	2211

Year	costinvoice	purchaseorder
2023	4577	240
2024	8100	66761
2025	820	26212



Invoice source (2023-2025)

- ✓ Largest part as eInvoice, but still a large part through eye-share Capture



Year	einvoice:peppolbis-costinvoice	einvoice:peppolbislyse-costinvoice	einvoice:peppolbislyse-purchaseorder	einvoice:peppolbis-purchaseorder	internal:usercreated-purchaseorder	interpreted:capture-costinvoice	interpreted:capture-purchaseorder
2023	2400	19				2158	240
2024	3919	18	1035	38283	2	4163	27441
2025	291		297	15599		529	10316

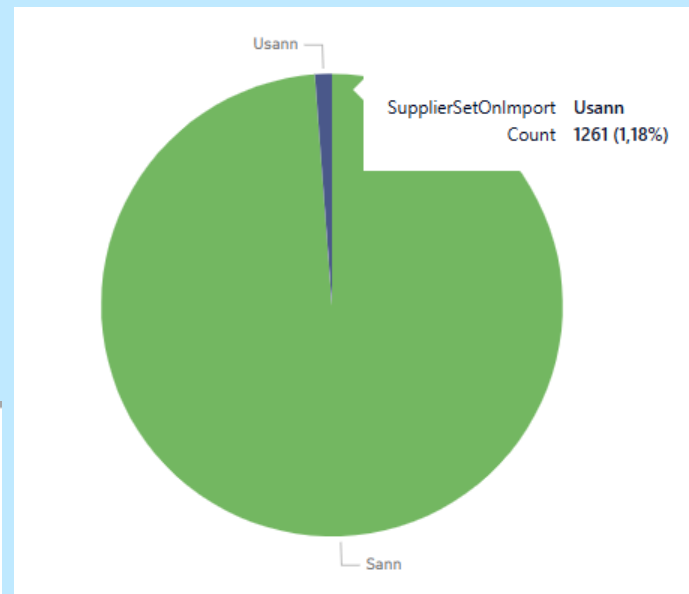
Suppliers set during import (2023-2025)

- ✓ Only 1.18% of documents are missing a supplier when imported.

- ✓ **Typical reasons:**

- New supplier – not registered
- Organization no. or account number is incorrect
- Supplier has changed information, e.g. new account no.
- New company

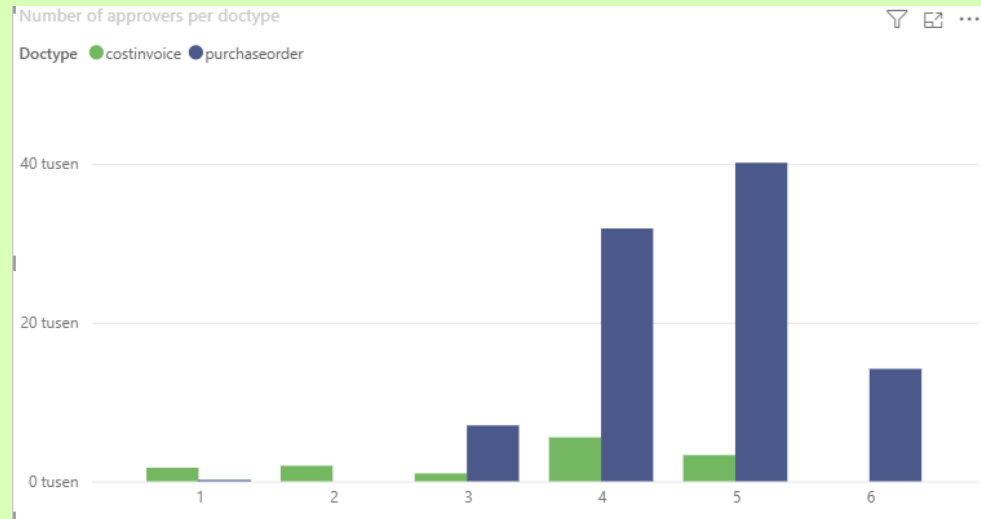
Year	Usann	Sann
2023	307	4510
2024	718	74143
2025	236	26796



approvers per document type

- ✓ Up to 5 approvers on cost invoice
- ✓ Up to 6 approvers on PO invoice (approval template)

NumberOfApprovers	costinvoice	purchaseorder
1	1709	12
2	1962	
3	997	7047
4	5532	31853
5	3297	40129
6		14172

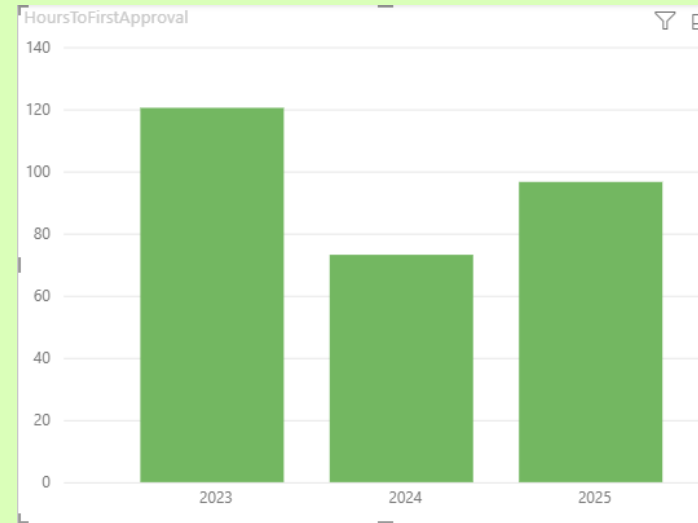


Hours before first approval

- ✓ Large variation – from 52.18 hours (2.17 days) to 212.15 hours (approx. 8.8 days) – but also large differences in the proportion of invoices in different companies/ departments

Company	HoursToFirstApproval
ENT	127,01
E	52,18
M	93,18
M	212,15
r a	0,08
N	71,62

Year	HoursToFirstApproval
2023	120,44
2024	73,15
2025	96,61

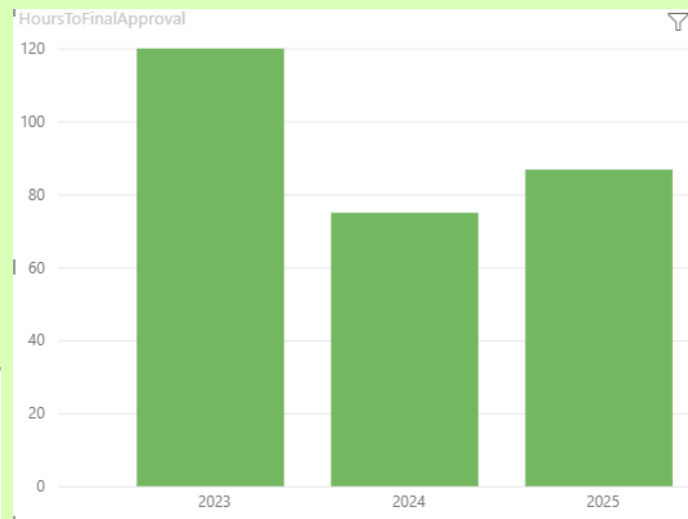


Hours before final approver approved

- ✓ Large variation – from 51 hours (2.13 days) to 228.72 hours (approx. 9.53 days) – but also large differences in the proportion of invoices in different

Company	Gjennomsnitt på AvgHoursToFinalApproval
	105,82
	51,00
	93,14
	228,72
	0,04
	77,14

Year	Gjennomsnitt på AvgHoursToFinalApproval
2023	119,87
2024	74,93
2025	86,73



Transferred after the deadline

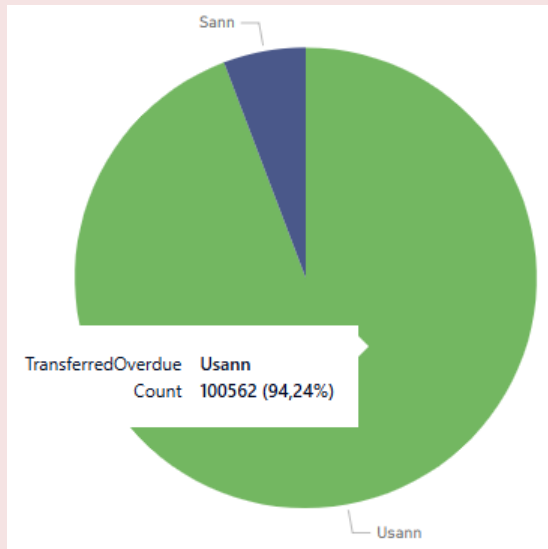
- ✓ Approx. 5.76% of invoices are transferred after the deadline.

What is the reason?

- Short due date?
- Entered late in the solution?
- Long processing time with approvers?
- Is it an e-invoice or is it interpreted in eye-share Capture? (processing time)
- Received late from supplier

CompanyCode	Usann	Sann
E	12	12
E	98222	5308
N	2	59
N	4	5
r a		2
N	2322	762

TransferredOverdue	Count
Usann	100562
Sann	6148





eye-share

**Goodbye Chaos.
Hello Spend Control.**

**Purchase-to-Pay.
Automated.**



eye-share